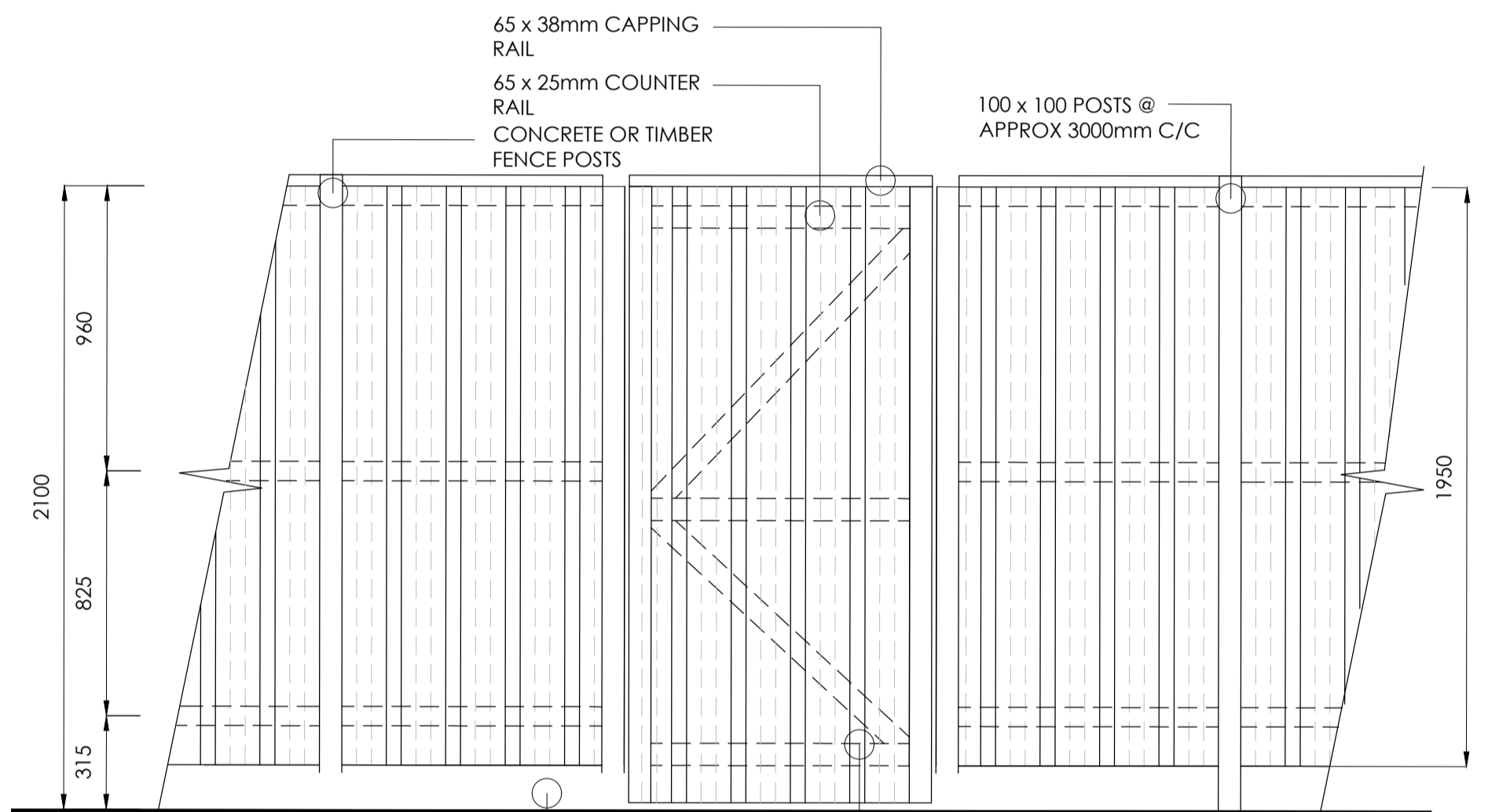
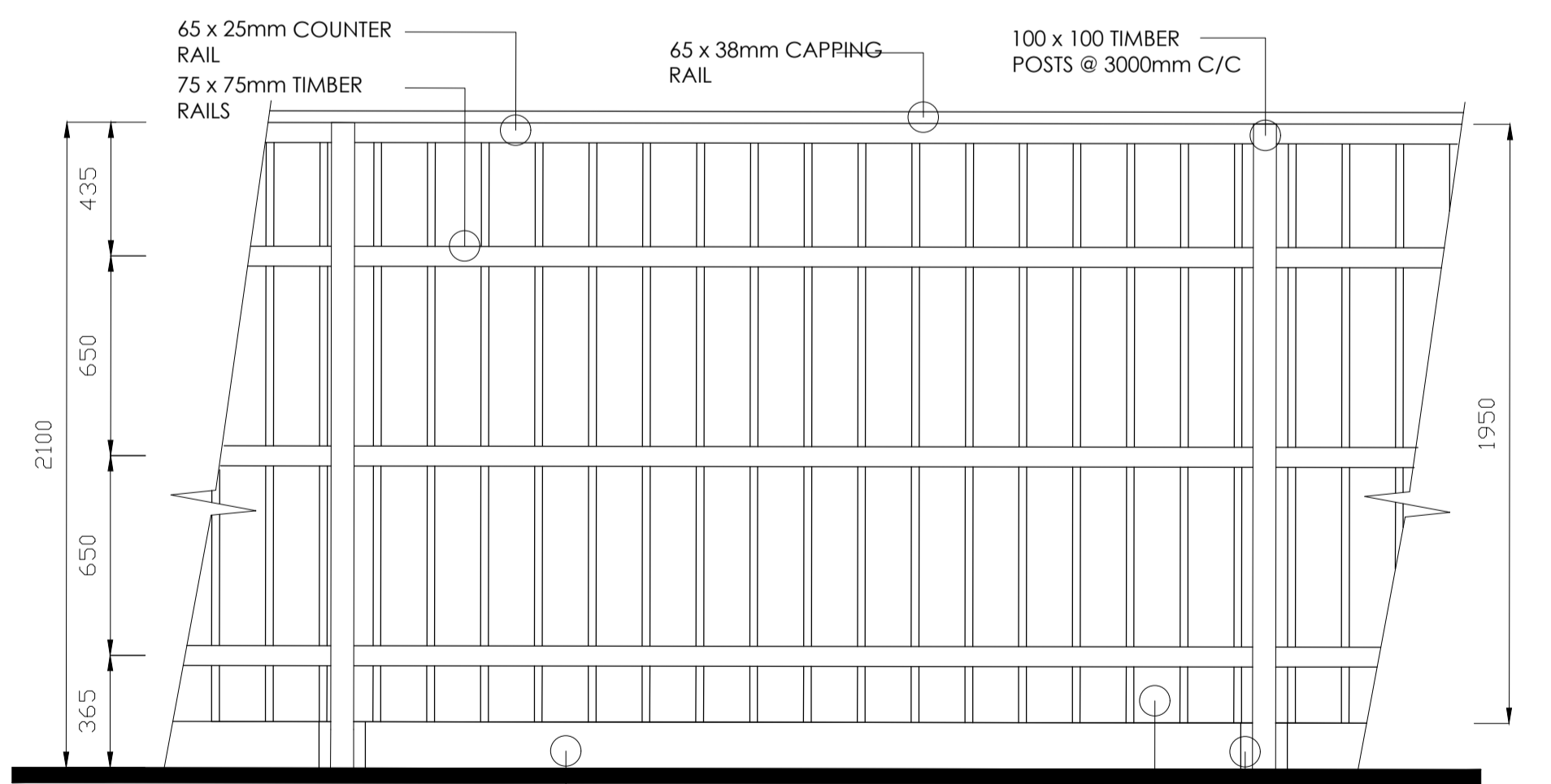


2100mm PALADIN FENCE WITH DOUBLE GATE
SCALE 1:20



2100mm ACOUSTIC TIMBER FENCE WITH ACCESS GATE
SCALE 1:20




2100mm CLOSE BOARDED TIMBER FENCE
SCALE 1:20

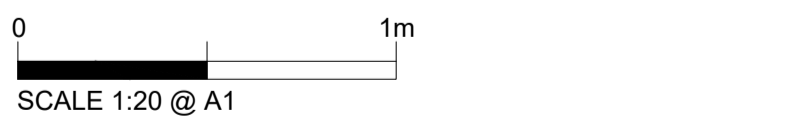
BOUNDARY TREATMENTS KEY

- EXISTING STONE WALL: 2000mm HIGH EXISTING STONE WALL TO BE RETAINED
- EXISTING BLOCK WALL: 1200mm HIGH EXISTING BLOCK WALL TO BE RETAINED
- EXISTING WALL/ FENCE: EXISTING WALL / FENCE TO BE REMOVED.
- EXISTING TIMBER KNEE RAIL: 500mm HIGH TIMBER KNEE RAIL WITH POSTS AND TOPRAIL TO BE REMOVED.
- PALADIN FENCE: 2100mm HIGH PALADIN FENCE WITH DOUBLE GATE
- ACOUSTIC FENCE: 2100mm ACOUSTIC TIMBER FENCE WITH ACCESS/MOE GATE
- ACOUSTIC FENCE: 3000mm ACOUSTIC TIMBER FENCE
- CLOSE BOARDED TIMBER FENCE: 2100mm HIGH PALADIN FENCE

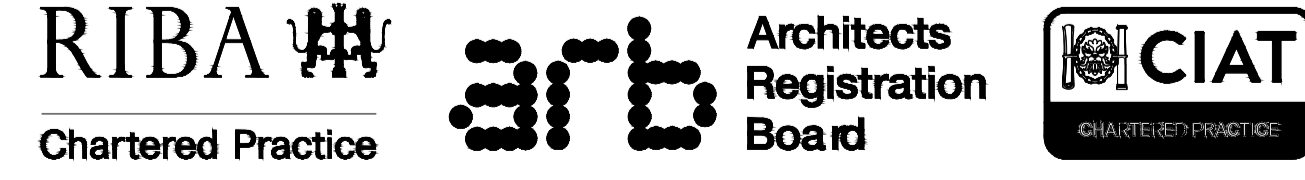
- 65 x 38mm CAPPING RAIL
- 65 x 25mm COUNTER RAIL
- 75 x 75mm TIMBER RAILS
- 100 x 100 TIMBER POSTS @ 3000mm C/C




3000mm ACOUSTIC TIMBER FENCE
SCALE 1:20



SCALE 1:20 @ A1



DIMENSIONS TO BE CONFIRMED ON SITE PRIOR TO START OF WORKS AND ODA TO BE INFORMED OF DISCREPANCIES IMMEDIATELY. NO DIMENSIONS TO BE SCALED FROM THIS DRAWING. ALL MATERIALS AND WORKS ARE TO BE CARRIED OUT IN ACCORDANCE WITH THE LATEST REVISION OF THE APPROPRIATE BRITISH STANDARDS OR EURO CODE. PLANNING APPROVAL, CURRENT BUILDING REGULATIONS AND CODES OF PRACTICE. PARTY WALL ACT - NOTICES UNDER THE PARTY WALL ACT ARE TO BE SERVED BY THE PROPERTY OWNER OR APPOINTED THIRD PARTY BY PROPERTY OWNER, HEALTH AND SAFETY - CDM 2015 REGULATIONS APPLY TO ALL CONSTRUCTION WORKS TO BE CARRIED OUT AND APPLY TO DESIGNERS, CONTRACTORS AND THE CLIENT, AS SUCH ALL PARTIES HAVE DUTIES UNDER THESE REGULATIONS.



Rev	Description	Date	Rev by	Chk by
A	DRAWING AMENDED TO CLIENT REQUEST.	06.04.21	SEN	DGH

Client
LIDL GREAT BRITAIN LTD. Waterton Industrial Estate, Bridgend, CF31 3PH

Project
MILFORD HAVEN

Drawing
PROPOSED BOUNDARY TREATMENTS

Project No:
19226

Drawing No:
AD_114

Purpose of Issue
PLANNING

Scale @ A1
AS SHOWN

Drawn
SEN

Checked
DGH

Revision
A

Date
JAN 2021



One Design Architects Ltd, Unit 11 Merchants Quay, Phase II, Ashley Lane, Shipley, West Yorkshire, BD17 7DB
Tel: 01274 591 188
www.onedesignarchitects.com mail@onedesignarchitects.com
Registered in England & Wales No: 8355643

Architectural